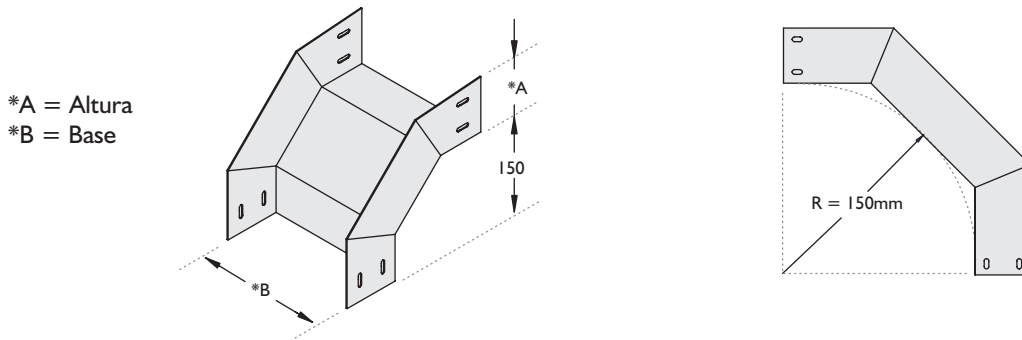
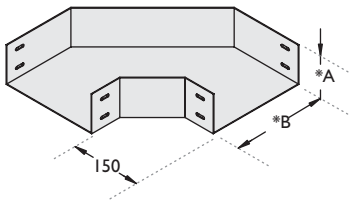


As Secções das Derivações serão feitas conforme o esquema abaixo

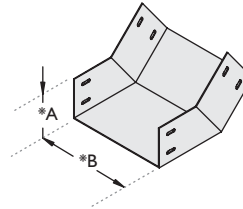


Curva Horizontal 90°



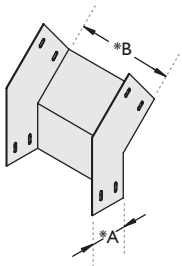
Referência S 7.001

Curva Vertical Interna 45°



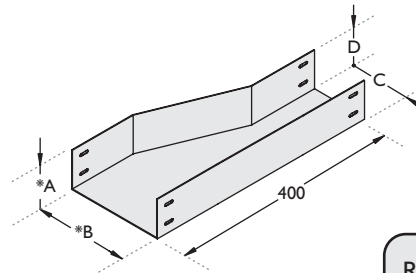
Referência S 7.002

Curva Vertical Externa 45°



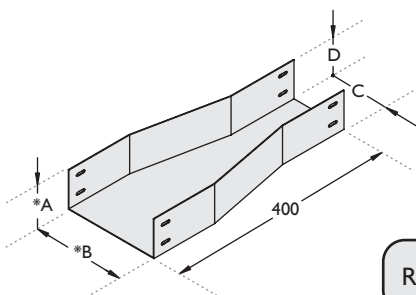
Referência S 7.003

Redução Direita



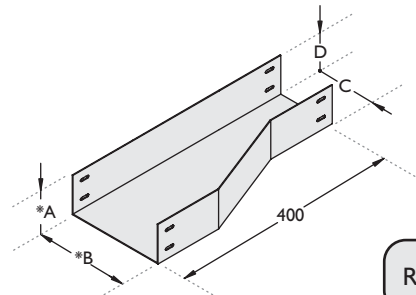
Referência S 7.004

Redução Concêntrica



Referência S 7.005

Redução Esquerda



Referência S 7.006